

# Crash Cart Equipment



Updated March 2006: D. Tucker, RPh, BCPS  
with K. Wahby, PharmD and R. Simpson, PharmD



# Objectives

- To familiarize the pharmacist with some of the non-medication contents of the crash cart drawers
- To describe the uses of some of the drawer components



# Outside of the Cart

- Monitor and paddles
  - Defibrillation
  - Evaluate heart rate
- Suction equipment
- Needle box
- Examination gloves
- Oxygen tank

# Monitor and Paddles



HWH



HUH/RIM

# Suction Apparatus



HWH



HUH/RIM

# Needle Boxes



HWH



HUH/RIM



# Oxygen Canister



HWH



HUH/RIM



# Airway Equipment

- Intubation equipment
- Endotracheal tubes
  - If cuffed can use with ventilator
- CO<sub>2</sub> detector
  - To make sure tube is in airway



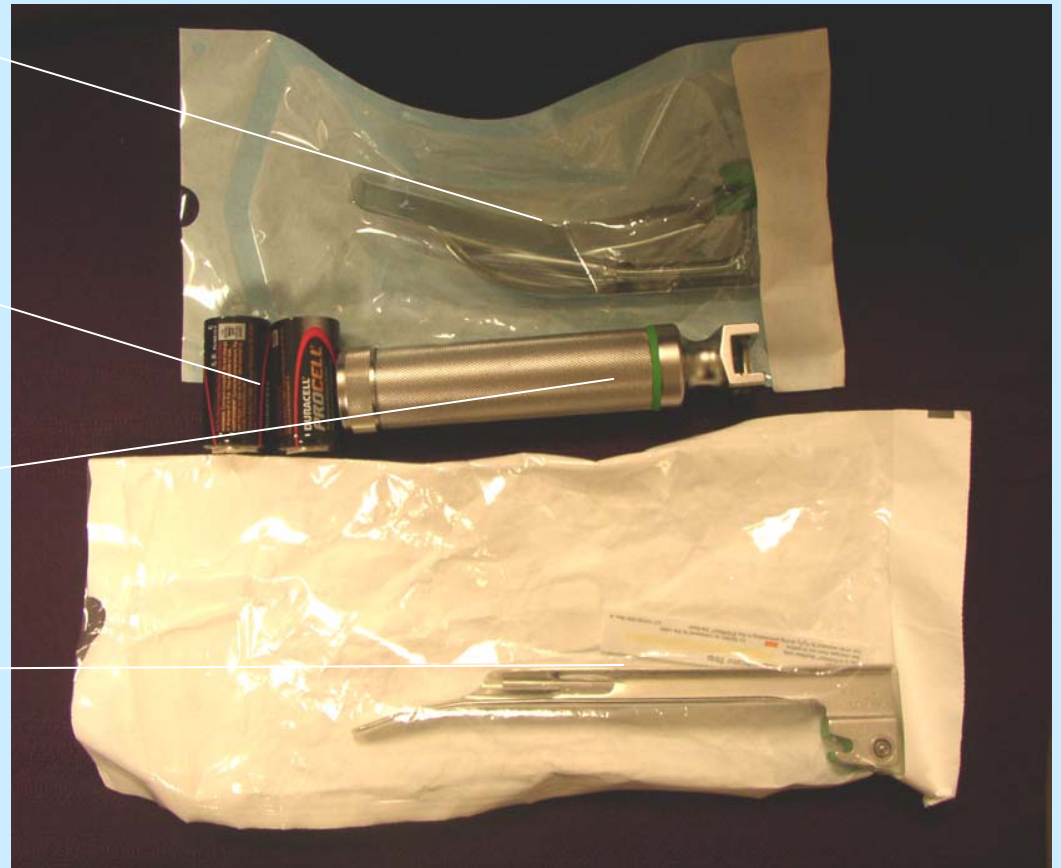
# Intubation Equipment

Curved  
blade

Extra  
batteries

Handle

Straight  
blade



# Endotracheal Tubes & Airway



# CO<sub>2</sub> Detector





# Breathing Equipment

- Face mask
- Manual resuscitator
- Oxygen equipment for monitoring and delivery

# Face Mask






# Adult Manual Resuscitator

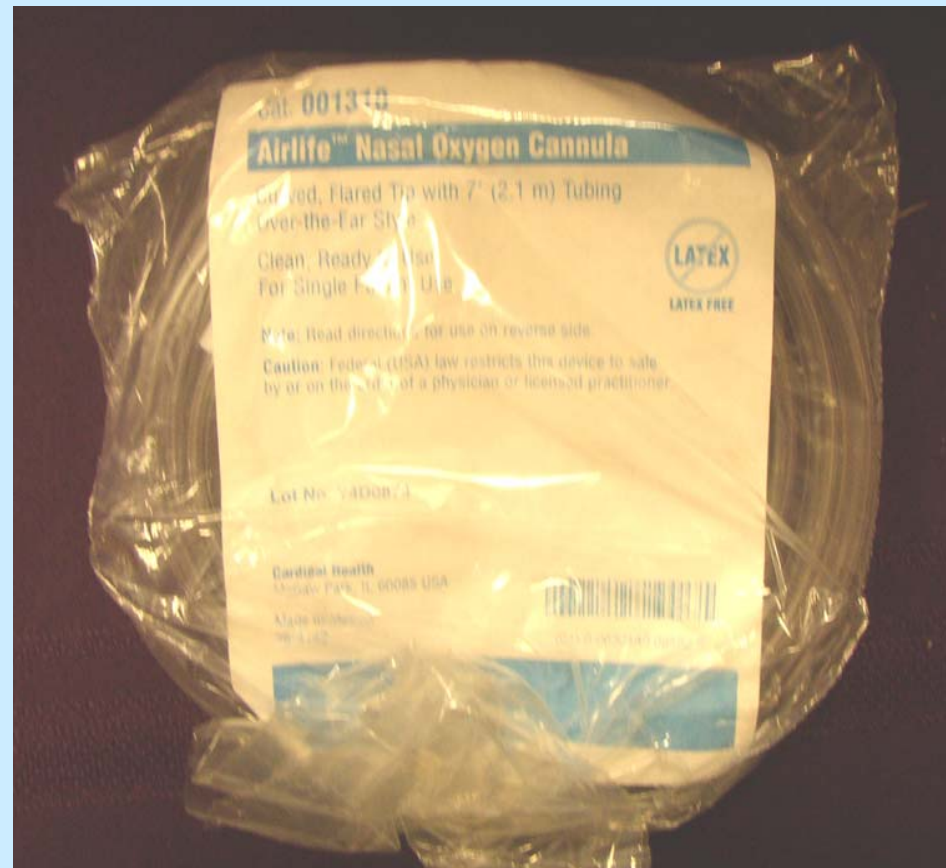


# Oxygen Flowmeter





# Nasal Oxygen Cannula

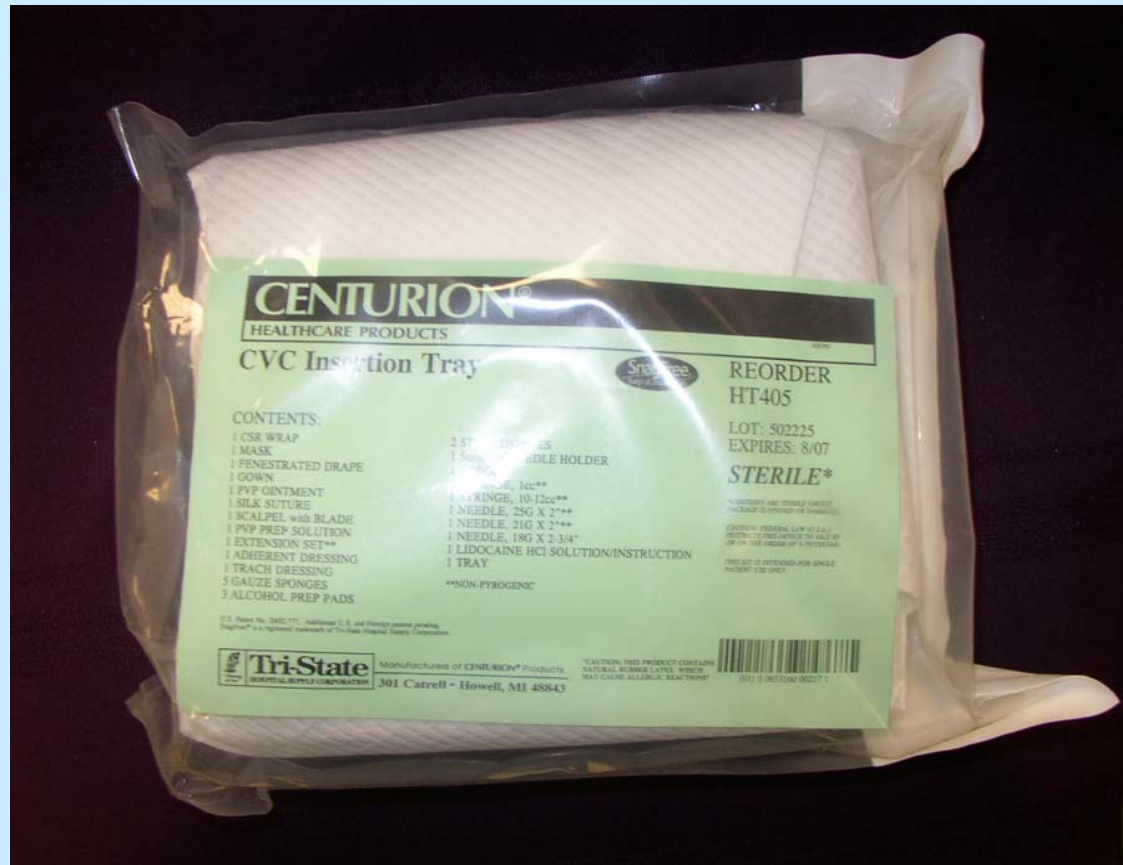




# Circulation Equipment

- To insert a central line
- To start peripheral lines
- To test blood
  - Venous
  - ABGs (put on ice and deliver to lab STAT)

# Central Venous Catheter (CVC) Insertion Kit



# IV Bags and Tubing



# Tegaderm Transparent Dressing



# ABG Kit





# Butterfly





# Blood Collection Vials



# Syringes and Alcohol Swabs







# Personal Equipment

- Face mask
- Cover gown
- Gloves
  - Sterile
  - Examination

# Face Mask







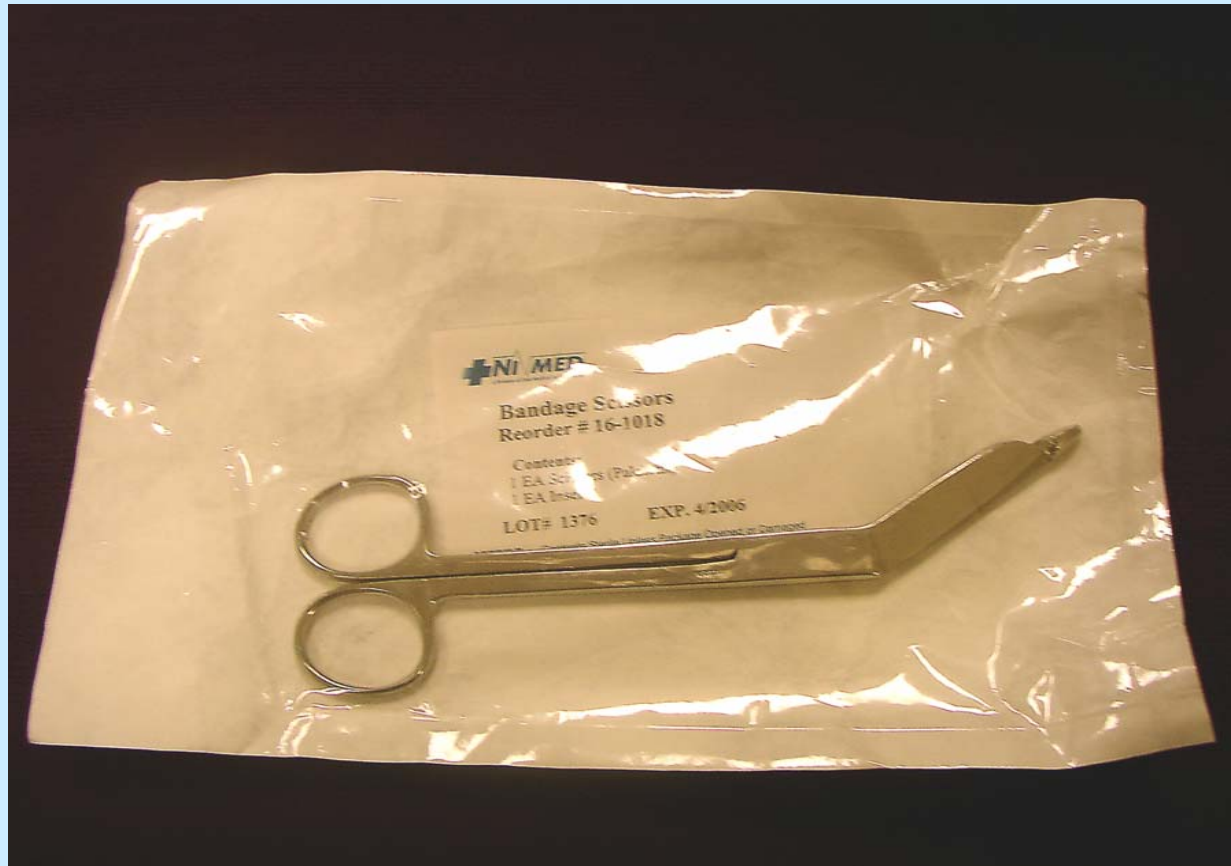


# Miscellaneous Equipment

- Scissors
- Hemostat
- Irrigation equipment
- Sponges
- Extension cord



# Bandage Scissors



# Hemostat



# NS and Irrigation Syringe



# Sponges



# Extension Cord

