

Introduction to Pharmacist's Guide to Participation in Code Blue Emergencies

Updated June 2007. D. Tucker, RPh, MEA, BCPS

Overview

- Why learn how to participate in code blue emergencies
- Learning objectives
- How to view the Code Blue Website on Concept Maps (Cmaps)
- When to take the practical examination

Why Participate

- Pharmacists have historically been involved in code blue emergency participation
- As medications are often an integral part of a code blue emergency, pharmacist involvement is inherent
- Pharmacist's knowledge of medications and drip rates contribute to the success of code blue emergencies

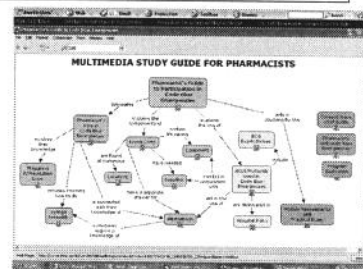
Learning Objectives

- To interpret ECG waveforms and list the medications needed to correct them during a code blue emergency
- To distinguish the medications and their order needed via algorithm in a code blue emergency
- To demonstrate the ability to assemble a medication syringe
- To understand and be able to explain what the function is of a pharmacist during a code blue emergency
- To be able to access the Code Blue Concept Map website

Why Use Concept Maps

- Way to organize knowledge
- Multiple people may utilize at one time
- Allows knowledge or training to be contained in one location
- A concept map website can be updated regularly with that knowledge readily available to all participants

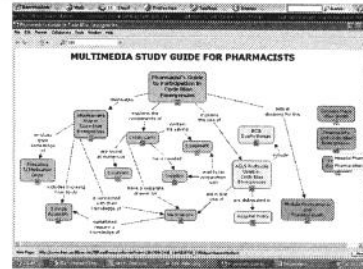
Code Blue Concept Map on Line



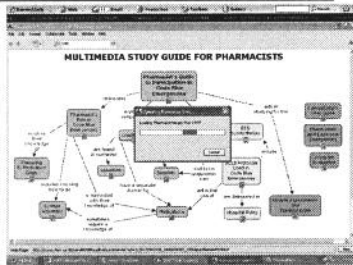
How to View Concept Maps

- Find under Code Blue on the Harper Hospital Website
- Left click once on square at the bottom, center of selected concept
- A drop down list appears below the concept
- Select option and left click one time
- Selections can variably include Word Documents, PowerPoint, films, or web site options
- Choice can be read on line or printed for later review

Concept Map Drop Down Menu



Loading Selection



Syringe Assembly Practice

- "Practice makes perfect"
- See Krista Wahby, Cheryl Cadotte, Trupti Mehta, Carrie Molesa, or Dale Tucker to obtain outdated syringes to practice with
- Practice may be done also in the IV lab when making a sodium bicarbonate drip

When to Take Practical Exam

- The time needed to take the examination should be no more than 10 minutes
- Further information can be found on the Practical Assessment Helpful Hints